



freeway



A better way to a better workplace. Freeway.





freeway

contents

4	•	balance chair
8	•	mode chair
10	•	metro chair
12	•	arc chair
16	•	adapta chair
18	•	zipp chair
20	•	link chair
22	•	design ethos



balance chair

The Balance Chair is the perfect balance of design & engineering. High quality materials, interactive functionality and pared down styling create a fluid aesthetic that projects perfect equilibrium

Your chair is in constant contact with your body, and by meticulous design the Balance Chair creates a state of steadiness and proper orientation of the body. Cradling your body with form fitting, suspended mesh, the Balance Chair helps you maintain a healthy ergonomic posture and keeps you comfortable all day.

And the technology is backed up by hard facts. The Balance Chair is certified as complying with testing to the American National Standard for Office Chairs: ANSI/BIFMA X5.1-2002.





freeway





MoveFree mechanism provides spontaneous recline support in any position with multi-fulcrum balance.



CustomTilt provides simple, yet precise weight specific control of tilt action.



Advanced tilting limiter with two step memory



Simple, push/pull sliding seat depth adjustment



Multi adjustable arms for customized support



Durable PU upholstery. Replaceable covers can be changed.

BALANCE CHAIR +
HEADREST



BALANCE CHAIR



BALANCE CHAIR +
FABRIC SEAT





freeway




mode chair

Timeless, sophisticated and refined: the Mode chair looks both classic and contemporary in 21st century interiors. Their clean lines make them appropriate for all kinds of places.

It's aesthetic form is not coincidental: your body was the template for the Mode chair's lithe silhouette. Its luxuriously padded seat and back form closely parallels that of the human body.

Executive models feature individually upholstered cushions and all models feature stainless steel tubular frames - truly timeless.



Synchronised tilting mechanism



Luxurious pholstered cushions



Mirror finish stainless steel frame and armrests

MODE HIGHBACK CHAIR



MODE MIDBACK CHAIR



MODE GUEST CHAIR





freeway



metro chair

The Metro chair offers contemporary looks with refined design lines. It's sharp lines make it suitable for every office situation.

It's stylish form is based on the ergonomic principles are required for correct seating design. Its seat and back form closely parallels that of the human body and comfort is created naturally by suspending continuous, breathable upholstery tautly between the lightweight aluminum side ribs.

Executive and management models come with seat-height and tilt-swivel adjustments and all models feature stainless steel tubular frames - truly timeless.



Synchronised tilting mechanism



Refined upholstery style



Mirror finish frame and armrests



METRO HIGHBACK CHAIR



METRO MIDBACK CHAIR



METRO GUEST CHAIR





freeway



arc chair

Arc mirrors the shape of the human spine to provide long term comfort and support.

Arc's molded seat and elasticized mesh backrest supports ergonomically correct seating positions. The contoured forms greatly enhance the proper spread of pressure, allowing for better blood flow for improved comfort, health and performance.

Simple controls make it easy to adjust the chair for personal preference so users can experience improved comfort for continuous use.






freeway





4 Step, Synchronised tilting mechanism



Fire resistant mesh backrest upholstery



Multi adjustable armrests



High resilience molded seat cushion



Polished aluminium base



ARC CHAIR



ARC CANTILEVER CHAIR



freeway



adapta chair

Adapta is the ability to adjust to different conditions, an essential characteristic in the corporate world. Hence the Adapta chair; a versatile chair that works for you. Pull up a couple of Adapta chairs for collaborative work. Pull one up as a side chair. Pull a whole stack of Adapta chairs from the conference room to the cafeteria.

These days, people are doing more work outside their individual offices or workstations. Adapta chairs give you the kind of flexibility business, conference or education workspaces demand. Lightweight, portable, stackable, movable, they help people come together, move around - whatever the work demands.

Adapta chairs also adapt to your mood and posture - lean back and you'll find the perforated backrest and unique cast aluminum chassis pivots and supports you all the way.

Lightweight and easy to move with or without castors, Adapta chairs can be stacked infinitely back to back - just flip-up the seat and stack (without any strain!). Optional aluminium tablets and cantilever arms complete the versatility of this adaptable chair!



High quality, engineering grade PP backrest



Cast aluminium, reclining chassis



High resilience molded seat cushion

BLACK BACK, SILVER FRAME & ARMRESTS



BLACK BACK, BLACK FRAME



WHITE BACK, SILVER FRAME & ARMRESTS



FOLDUP SEAT



FOLDUP SEAT ALLOWS STACKING





freeway



zipp chair

Zipp is an agile side chair with task-chair qualities; it gives your people a comfortable place to sit, whether it's for seconds or hours. With its optional upholstery and ergonomic contours, Zipp is as easy on the body as it is on the eyes.

The fan-shaped back of the Zipp chair gives it a distinctive, attractive look and the cast aluminum frame makes it really stand out. But it's more than that. The inward curve of the back provides great lumbar support and the contoured seat, padded with high-resilience foam makes the chair as comfortable as it looks, even if you're sitting for a long time.

Available with castors or 4-point leg base, Zipp can work well as guest seating in a reception area or individual space. It's just as effective as a pull-up and move-around chair in conference rooms, training areas, and collaborative spaces.



BLACK FRAME



BLACK FRAME +
ARMRESTS



BLACK FRAME +
ARMRESTS + TABLET



ALUMINUM FRAME



4-point frame stackable
to 9 chairs high



Tapered frame available
in cast aluminium or
powdercoat steel



With or without armrests



Durable, ABS tablet
option for training/
seminar applications



Optional castors for
manoeuvrability



Optional upholstered
seat & back covers



freeway



link chair

The sophisticated style of the Link chair is the ultimate point of difference to others of its kind. By combining the best of aesthetic and functional design features, the Link is the superior choice for conference room, meeting, training and lunch room needs.

Whilst Link is available in black, white and green for immediate delivery, other colours including, purple, blue, red and orange are available for indent orders only.


Rigid tubular steel frame is light enough to move and carry with ease while retaining the durability required for public seating - 12 Year Guarantee. Frames are available in Black or Chrome.

Large comfortable moulded polypropylene seat and back. Waterfall front seat edge helps reduce pressure & encourage good circulation.

Stack up to 30 chairs high for efficient storage and transport on the purpose designed LinkTrolley™. Stack up to 12 chairs high without trolley.

Unique integrated glide/link system provides a quick & simple method to automatically join chairs together. The links engage positively, providing a strong and secure connection.

Powdercoat finish suitable for outdoor use - passed 500 hour Salt Spray Test.



Link Trolley



Link Green



Link Orange





freeway



design ethos

Freeway is designed with a thorough understanding of how humans function & interact in the workplace and uses high quality, original products that address those needs. These products are not only the fruit of our observations and research – they actually help organizations perform better and create a better workplace.

We believe that furniture should be a synthesis of both function and form, and that the proof a great product is that it stands the test of time. It is our belief that products should be easy and intuitive to use. It's the challenges you face in the workplace that inspires us to design furniture that simply put, is legendary.

As an integral part of the design process, Freeway products support, policies and procedures to protect our environment, conserve natural resources and reduce waste. We are committed to helping safeguard all natural habitats and communities affected by our operations. We strive to make the most efficient and responsible use of renewable resources, including water, soil and forests.





freeway



freeway

